

School Magica[★]

(SM)

User Guide 1.8



For Parents



Easy to access school details of your child

Table of Contents

Homepage:..... 1
 Login window:..... 3
Dashboard: 5
Make Payment: 6
 Student Fees: 6
Student Dashboard: 10
 Payment summary: 11
 Student Ledger:..... 12
 Attendance Summary: 13
 Test summary:..... 14
 Exam Time table:..... 15
 Bus Location:..... 16
Profile:..... 177
Message: 19
School Diary:..... 20
Feedback: 21



Homepage

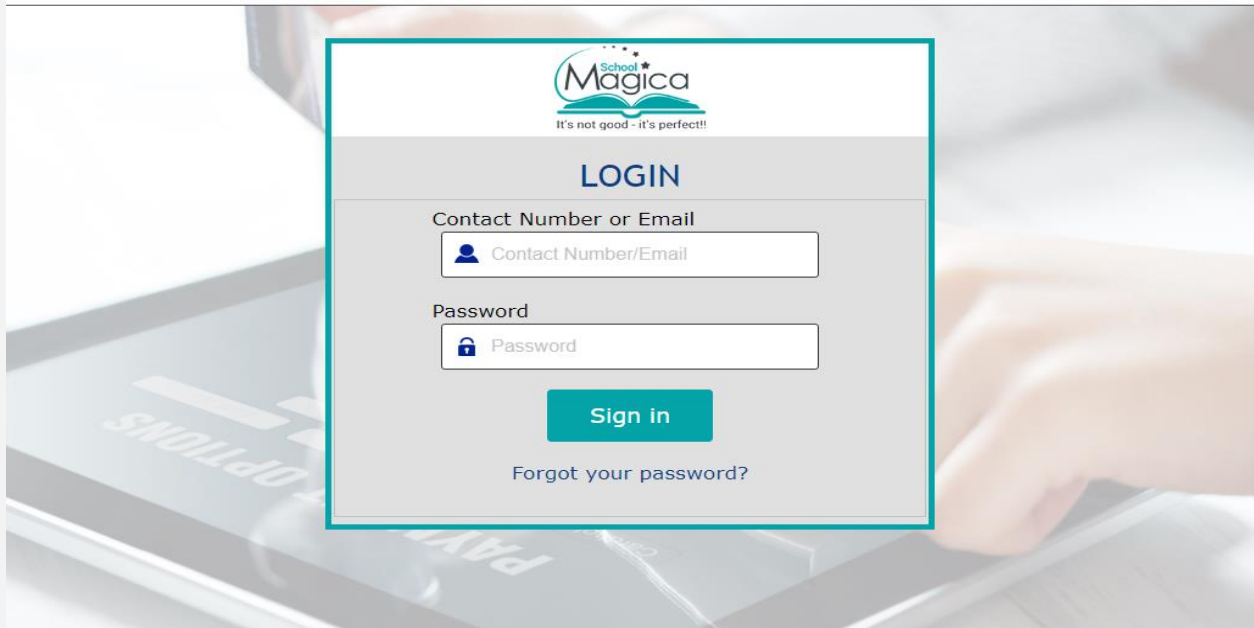
This is login panel for School Magica. Click on “LOGIN” button for students/parents.



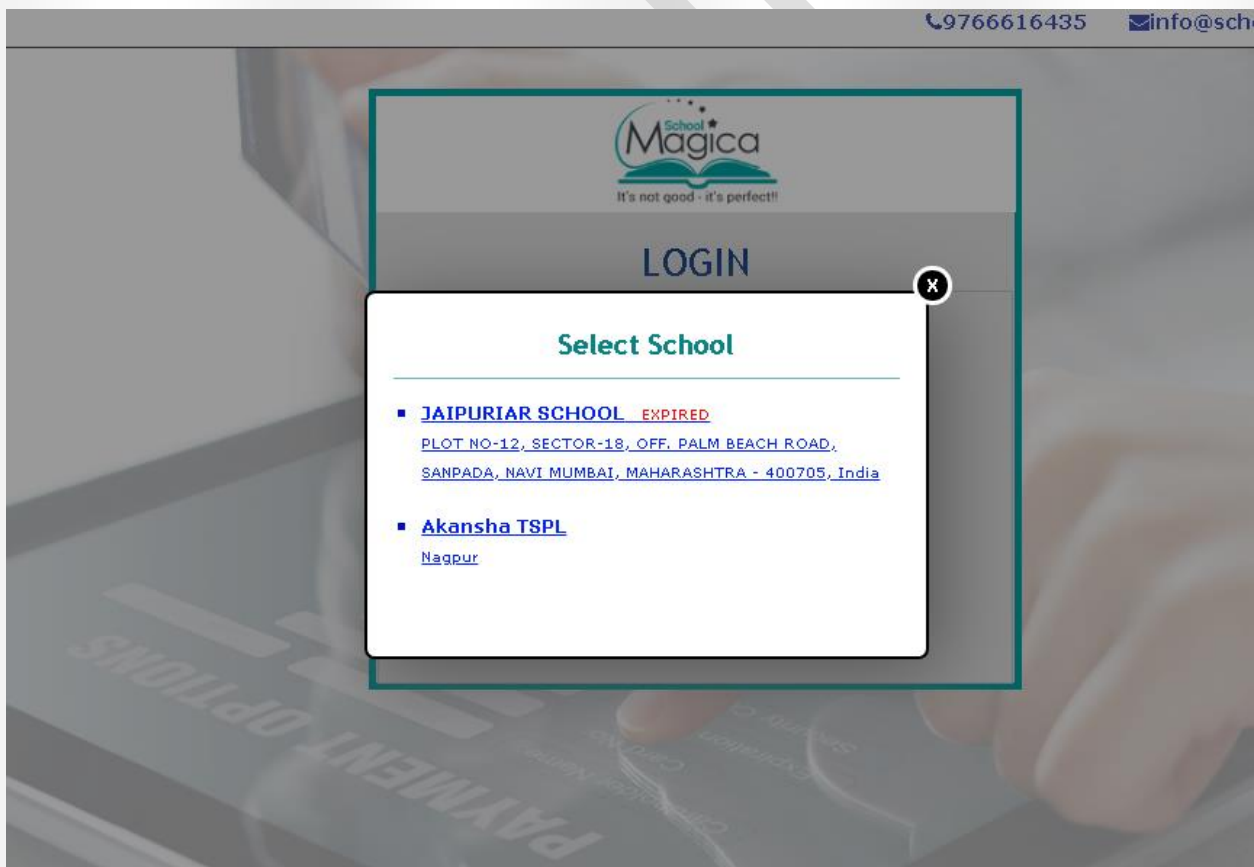
Login window :

Now login screen is shown below.

Use your mobile number as username and password to login into the application. As soon as you login a pop up Message shown to “select school”, click on your school name and there you proceed.



Select your school here.






Dashboard


Once you login to the application you will see dashboard. The dashboard will show you details of your children/s in the school. Also upcoming holidays Calendar list are also showing on dashboard.

It's not good - it's perfect!!

Home Make Payment Profile Messages School Diary FeedBack

PARENT DASHBOARD



Name	: ASMITA Y
Total Due Amount	: 11700.00
Total Paid Amount	: 0.00
Messages	: 4 
School Diary	: 0

Go

2019 - 2020 Holidays Calendar

October 2019
[Other Months...](#)

27 October - 31 October **Diwali**

Copyright © 2019 - School Magica Last Data Sync : 02/07/2019 12:45 PM





Make Payment



Student Fees :

To make payment of child go to “make payment” tab, click on student Name the following screen will be shown

ASMITA Y (0000007)

STUDENT FEES

Please tick on checkbox in front of fees to pay fees.

Search:

<input type="checkbox"/>	Due Date	Particulars	Fees	Discount	Tax	Late Fee	Pay Amt.(₹)
<input checked="" type="checkbox"/>	01/03/2020	tution fees (Mar)	800	0	160	0	960.00
<input type="checkbox"/>	01/06/2019	bus fees	1000	0	200	0	1200.00

Showing 1 to 2 of 2 entries

Now Pay(₹): 960 PAY

ONLINE TRANSACTION HISTORY

[Export Payment Details](#) Transaction Status: Not Processed Pending Success Failed

Show entries Search:

Receipt Number	Payment Date	Particulars	Paid Amount (₹)	Remarks	Transaction Status	Order No
-	04/07/2019 06:49 PM	tution fees (Mar),tution fees (Jan)	1920.00		Pending	20190704061954E
-	04/07/2019 06:29 PM	tution fees (Jan)	960.00		Failed	201907040655926Z

Copyright © 2019 - School Magica Last Data Sync : 05/07/2019 05:30 PM

Now from here select the months for which you are paying fees and then click “PAY” button, below pop up will appear you can select pay mode from here as either “Online Payment or NEFT” and pay student fees then add remarks as per requirement and click “Continue” button.

Home Make Payment Profile Messages School Diary FeedBack

ASMITA Y (000)

Please tick on checkbox

Due Date	Particulars	Fees	Discount	Tax	Late Fees	Total(₹)	Pay Amt.(₹)
<input checked="" type="checkbox"/>	tution fees (Jan)	800.00	0.00	160.00	0.00	960.00	960.00
<input type="checkbox"/>							960.00
<input type="checkbox"/>							960.00
<input type="checkbox"/>							600.00
<input type="checkbox"/>							1200.00

Showing 1 to 5 of 5 entries

Now Pay(₹): 960

Now Pay(₹): 960 PAY

ONLINE TRANSACTION HISTORY

[Export Payment Details](#) Transaction Status: Not Processed Pending Success Failed

Copyright © 2019 - School Magica Last Data Sync : 02/07/2019 12:45 PM

Now Pay

Online Payment NEFT

Particulars	Fees	Discount	Tax	Late Fees	Total(₹)
tution fees (Jan)	800.00	0.00	160.00	0.00	960.00

Now Pay(₹): 960.00

Remarks:

Continue Cancel

TECH



NEFT Payment :

Home Make Payment Profile Messages School Diary FeedBack

ASMITA Y (000)

Please tick on checkbox:

Due Date	Particulars	Pay Amt.(₹)
<input checked="" type="checkbox"/>	01/01/2020 tuition fees (Jan)	960.00
<input type="checkbox"/>	01/03/2020 tuition fees (Mar)	960.00
<input type="checkbox"/>	01/06/2019 Class Fee	600.00
<input type="checkbox"/>	01/06/2019 Bus Fee	1200.00

Showing 1 to 4 of 4 entries

Now Pay(₹): 960

Export Payment Details

Now Pay

Online Payment NEFT

Particulars	Fees	Discount	Tax	Late Fees	Total(₹)
tuition fees (Jan)	800.00	0.00	160.00	0.00	960.00

Now Pay(₹): 960.00 [Print NEFT Details](#)

Remarks:

Bank Name: HDFC
A/C Holder:
Account Number: 1478523690
Account Type: Saving A/C
IFSC Code:
Bank Address:

Upload Receipt: * No file chosen

[Continue](#) [Cancel](#)

Pay Amt.(₹)

960.00
960.00
600.00
1200.00

[PAY](#)

ding Success Failed

data Sync : 02/07/2019 12:45 PM

Now, payment history is visible to you. Various transaction status for payment will be shown here like when your payment get success. And school admin will change status you will be seen success status for transaction. You can Export payment details to excel file or print receipt of payment for reference.

STUDENT FEES

Please tick on checkbox in front of fees to pay fees.

Search:

<input type="checkbox"/>	Due Date	Particulars	Fees	Discount	Tax	Late Fee	Pay Amt.(₹)
<input type="checkbox"/>	01/06/2019	Curriculum Fees	500	0	100	0	600.00
<input type="checkbox"/>	01/06/2019	bus fees	1000	0	200	0	1200.00

Showing 1 to 2 of 2 entries

ONLINE TRANSACTION HISTORY

[Export Payment Details](#)

Transaction Status: ⊗ Not Processed ⚡ Pending ⊙ Success ⊗ Failed

Show entries

Search:

Receipt Number	Payment Date	Particulars	Paid Amount (₹)	Remarks	Transaction Status	Order No
-	04/07/2019 06:49 PM	tution fees (Mar),tution fees (Jan)	1920.00		⚡	201907040619546
-	04/07/2019 06:29 PM	tution fees (Jan)	960.00		⊗	201907040559264
9	04/07/2019 06:29 PM	tution fees (Feb)	960.00		⊙	201907040559693

Showing 1 to 3 of 3 entries

Previous **1** Next

TECH




Student Dashboard

Go to Home i.e. Dashboard and click Go button which is shown below your child details. Dashboard for child will appear, you can view details of exam timetable, Bus Location, Payment summary, Attendance Summary and Test Summary of your child.

It's not good - it's perfect!!

[Home](#) [Make Payment](#) [Profile](#) [Messages](#) [School Diary](#) [FeedBack](#)

STUDENT DASHBOARD



Student Name : **ASMITA Y**
Admission No : **0000007**
Class Name : **9**
Section Name : **9-A**

[Exam Time Table >>](#) [Bus Location >>](#)

PAYMENT SUMMARY

Fees	Discount	Tax	Paid	Outstanding
11700.00	0.00	160.00	960.00	10900.00

[Details >>](#)

ATTENDANCE SUMMARY

Present	Absent	Percent(%)
2	0	100.00

[Details >>](#)

TEST SUMMARY

Max Marks	Marks Obtained	Percentage (%)
		%


[Details >>](#)

Copyright © 2019 - School Magica Last Data Sync : 02/07/2019 12:45 PM




Payment Summary :

To view payment summary click on “Details” it will show you payment details of your child.
To view payment summary search payment using “To and from dates” and click “Go” button.
Payment summary will appear as shown below.

Welcome Dinesh Y 9766616435 info@schoolmagica.com Logout

[Home](#) [Make Payment](#) [Profile](#) [Messages](#) [School Diary](#) [FeedBack](#)

 ASMITA Y (0000007)

PAYMENT

Payment Summary Student Ledger

From Date: 01/05/2019 To Date: 06/07/2019

Show entries Search:

Receipt	Payment Date	Payable Amount	Paid Amount	Remaining	Payment Mode
9	04/07/2019	960	960	0	Online

Showing 1 to 1 of 1 entries

Copyright © 2019 - School Magica Last Data Sync : 05/07/2019 05:30 PM



Student Ledger :

To view Ledger of your child select “Student Ledger” option and search using “To and from dates” and click “Go” button. It will show you all the details of Fees paid and fees to be paid.

ASMITA Y (0000007)

PAYMENT

Payment Summary Student Ledger

Date	Receipt Number	Particular	Dr	Cr	Balance
01/06/2019		Tuition Fees (Term)	600	0	600
01/06/2019		circiculum Fees	500	0	1100
04/07/2019	108/17-18	(Tax Amount)	160	0	1260
04/07/2019	108/17-18	tution fees (February) <i>Payment Mode : Online</i>	0	960	300
01/01/2020		tution fees (January)	800	0	1100
01/02/2020		tution fees (February)	800	0	1900
01/03/2020		tution fees (March)	800	0	2700
		Total :	3660	960	2700

Showing 1 to 9 of 9 entries



Attendance Summary :

To view attendance summary click on "Details" it will show you attendance details of your child.
To view attendance summary search attendance using "To and from dates" and click "Go" button. Attendance summary will appear as shown below.

ASMITA Y (0000007)

ATTENDANCE

< > today June 2019 month list

Sun	Mon	Tue	Wed	Thu	Fri	Sat
						1
2	3	4	Eid	Present	Casual Holiday	8
9	10	11	12	13	14	15
16	17	18	19	20	21	22
23	24	25	26	27	28	29

Copyright © 2019 - School Magica Last Data Sync : 02/07/2019 12:45 PM



Test Summary :

To view Test summary click on “Details” it will show you Test details of your child.

To view Test summary search test using “To and from dates” and select Exam name from dropdown. Test summary will appear as shown below.

SPRUHA PRAVIN MANUSMARE (0000039)

TEST

From Date: 01/06/2019 To Date: 06/07/2019 Exam Name: Select

Show 10 entries Search:

Exam	Test Date	Subject	Max Marks	Min Marks	Marks/Grade Obtained
FA-I	11/06/2019	Marathi-(Practical)	20	0	19
FA-I	11/06/2019	Marathi-(Oral)	100	0	77
FA-I	11/06/2019	Marathi	100	0	56
FA-I	11/06/2019	Marathi-(Practical)	30	0	25
FA-I	11/06/2019	Marathi	150	0	130
FA-I	10/06/2019	Marathi-(Oral)	20	8	15
FA-II	09/06/2019	happy-(Oral)	20	8	Absent
FA-III	10/06/2019	History civics-(Oral)	50	0	0
NB-I	11/06/2019	History civics-(Oral)	20	8	8
PT-I	12/06/2019	happy-(Oral)	20	8	0


Copyright © 2019 - School Magica Last Data Sync : 05/07/2019 05:30 PM




Exam Time Table :

To view "Exam Time table" click on exam time table which is shown below to see the details of your child

Then select "Exam Name" from the dropdown it will show you "Exam Time Table".

Welcome pravin Manusmare 9766616435 info@schoolmagica.com Logout

[Home](#) [Make Payment](#) [Profile](#) [Messages](#) [School Diary](#) [FeedBack](#)



EXAM TIME TABLE

Exam Name :
FA-I

[Print](#)


Show 10 entries Search:

Exam Date	Day	Shift	Sub Code	Subject Name
10/06/2019	Monday	After Noon	01	Marathi



Bus Location :


Click on the “Bus Location” below screen will appear this way you can track the school Bus of your child and keep in Touch, other information of the bus is also shown in screen



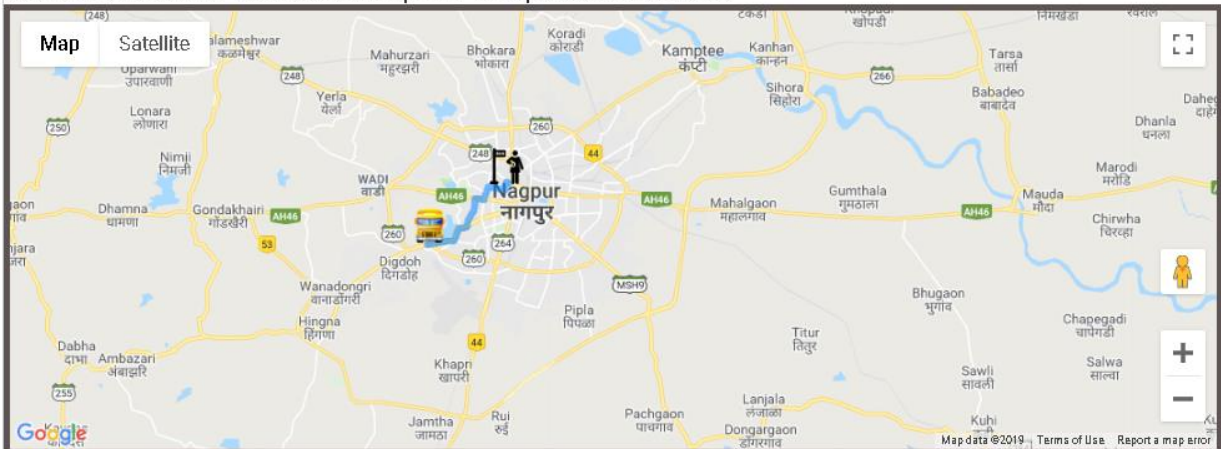
It's not good - it's perfect!!

Welcome pravin Manusmare 9766616435 info@schoolmagica.com Logout

Home Make Payment Profile Messages School Diary FeedBack

 SPRUHA PRAVIN MANUSMARE (0000039)

Distance: 8.7 km Duration: 20 mins
Bus RTO No: TS 09 MD 7987 Driver Name: ABC Speed: 0 Last Update: 05/07/2019 05:46 PM




Copyright © 2019 - School Magica Last Data Sync : 05/07/2019 05:30 PM



Profile


To view your details click on profile tab your details will be shown here.



Welcome pravin Manusmare 9766616435 info@schoolmagica.com Logout

Home Make Payment Profile Messages School Diary FeedBack

Profile Details




First Name	:	pravin
Last Name	:	Manusmare
Contact Number	:	8459216969
Email ID	:	akansha.tarapure@techior.com
User Name	:	8459216969

TECH



Change password

You can change password from the below screen and update.



Welcome pravin Manusmare 9766616435 info@schoolmagica.com Logou

Home Make Payment Profile Messages School Diary FeedBack

Change Password

*Old Password :

*New Password :

*Confirm Password :

Copyright © 2019 - School Magica Last Data Sync : 02/07/2019 12:45 PM



Message

Click on message to view Messages sent to you by school admin. You can export message received to excel.

Home Make Payment Profile Messages School Diary FeedBack

RECEIVED MESSAGES

Export Messages

(Read Complete Message on clicking on Message)

Show 5 entries Search:

<input type="checkbox"/>	Delete	Date & Time	Student Name	Mobile No	Subject	Message Text	Status
<input type="checkbox"/>	Delete	20/03/2019 05:03 PM	ASMITA Y	9975969266		welcome to school magica	
<input type="checkbox"/>	Delete	20/03/2019 05:03 PM	ASMITA Y	9975969266		welcome to school magica	
<input type="checkbox"/>	Delete	20/03/2019 05:01 PM	ASMITA Y	9975969266		welcome to school magica	
<input type="checkbox"/>	Delete	20/03/2019 04:40 PM	ASMITA Y	9975969266	Payment Received.	1888.00 Received From ASMITA Y. School Magica	
<input type="checkbox"/>	Delete	20/03/2019 04:39 PM	ASMITA Y	9975969266	Payment Received.	590.00 Received From ASMITA Y. School Magica	

Showing 1 to 5 of 8 entries

Previous 1 2 Next



School Diary

Click on “School Diary “below screen will appear, here all school diary messages like Homework, Activities, Notices etc. will be shown given to student .you can click on “view complete diary “for details.

The screenshot displays the School Magica mobile application interface. At the top, there is a navigation bar with the School Magica logo and the tagline "It's not good - it's perfect!!". The navigation bar includes options for Home, Make Payment, Profile, Messages, School Diary, and FeedBack. Below the navigation bar, the user's name "SPRUHA PRAVIN MANUSMARE (0000039)" is displayed. The main content area is titled "SCHOOL DIARY" and "Class/Section : 10-A". The current date is "JULY 2019", and there is a link to "View Complete Diary". A calendar view shows the days of the week from Monday to Friday, with the current day (Friday) highlighted. Below the calendar, there are three categories of activities: Homework (1), Notices (1), and House Activities (1). The footer of the application shows the copyright information "Copyright © 2019 - School Magica" and the last data sync time "Last Data Sync : 05/07/2019 05:30 PM".



Feedback

Click on “Feedback” tab below screen will appear, with the help of this you can send feedback to school.

05 July 2019

Hello 11:00 AM

Thank U for updating us 11:01 AM

Enter your message here

Send

Copyright © 2019 - School Magica Last Data Sync : 05/07/2019 05:30 PM